




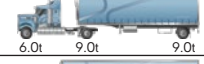




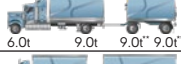
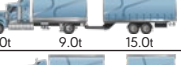


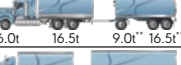
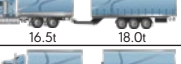



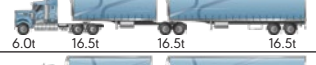



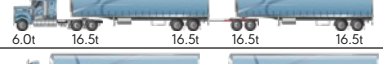











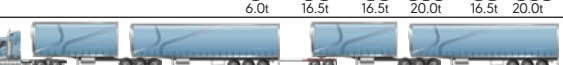
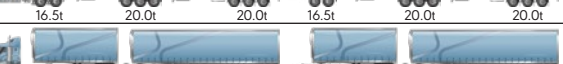




	Description	Maximum Length (metres)	Maximum Regulatory Mass under GML (tonnes)	Maximum Regulatory Mass under CML (tonnes)	Maximum Regulatory Mass under HML (tonnes)
<b>1. COMMON RIGID TRUCKS - GENERAL ACCESS</b>					
(a)	 2 Axle Rigid Truck	≤ 12.5	15.0	CML does not apply	-
(b)	 3 Axle Rigid Truck	≤ 12.5	22.5	23.0	-
(c)	 4 Axle Rigid Truck	≤ 12.5	26.0	27.0	-
(d)	 4 Axle Twinsteer Rigid Truck	≤ 12.5	26.5	27.0	-
(e)	 5 Axle Twinsteer Rigid Truck	≤ 12.5	30.0	31.0	-
<b>2. COMMON SEMITRAILER COMBINATIONS - GENERAL ACCESS</b>					
(a)	 3 Axle Semitrailer	≤ 19.0	24.0	-	-
(b)	 4 Axle Semitrailer	≤ 19.0	31.5	32.0	32.0
(c)	 5 Axle Semitrailer	≤ 19.0	35.0	36.0	37.5
(d)	 5 Axle Semitrailer	≤ 19.0	39.0	40.0	40.0
(e)	 6 Axle Semitrailer	≤ 19.0	42.5	43.5	45.5
<b>3. COMMON RIGID TRUCK AND TRAILER COMBINATIONS [General access when complying with prescribed mass and dimension requirements]</b>					
(a)	 2 Axle Truck and 2 Axle Dog Trailer	≤ 19.0	30.0	-	-
(b)	 2 Axle Truck and 2 Axle Pig Trailer	≤ 19.0	30.0	CML does not apply	-
(c)	 3 Axle Truck and 2 Axle Dog Trailer	≤ 19.0	40.5	41.0	-
(d)	 3 Axle Truck and 2 Axle Pig Trailer	≤ 19.0	37.5	CML does not apply	-
(e)	 3 Axle Truck and 3 Axle Dog Trailer	≤ 19.0	42.5	43.5	-
(f)	 3 Axle Truck and 3 Axle Pig Trailer	≤ 19.0	40.5	CML does not apply	-
(g)	 3 Axle Truck and 4 Axle Dog Trailer	≤ 19.0	42.5	43.5	-
(h)	 4 Axle Truck and 3 Axle Dog Trailer	≤ 19.0	42.5	43.5	-
(i)	 4 Axle Truck and 4 Axle Dog Trailer	≤ 19.0	42.5	43.5	-
<b>4. COMMON B-DOUBLE COMBINATIONS - CLASS 2</b>					
(a)	 7 Axle B-double	≤ 19.0	55.5	57.0	57.0
(b)	 8 Axle B-double	≤ 26.0	59.0	61.0	62.5
(c)	 8 Axle B-double	≤ 26.0	59.0	61.0	62.5
(d)	 9 Axle B-double	≤ 26.0	62.5	64.5	68.0
<b>5. COMMON TYPE 1 ROAD TRAINS - CLASS 2</b>					
(a)	 9 Axle A-double	≤ 36.5	72.0	74.0	74.0
(b)	 11 Axle A-double	≤ 36.5	79.0	81.0	85.0
(c)	 12 Axle A-double	≤ 36.5	82.5	84.5	90.5
(d)	 12 Axle Modular B-triple	≤ 35.0	82.5	84.5	90.5
(e)	 12 Axle B-triple	≤ 36.5	82.5	84.5	90.5
(f)	 14 Axle AB-triple	≤ 36.5	99.0	101.0	107.5
(g)	 15 Axle AB-triple	≤ 36.5	102.5	104.5	113.0
(h)	 11 Axle Rigid Truck and 2 Dog Trailers	≤ 36.5	88.5	90.5	91.0
<b>6. COMMON TYPE 2 ROAD TRAINS - CLASS 2</b>					
(a)	 16 Axle A-triple	≤ 53.5	115.5	117.5	124.5
(b)	 18 Axle A-triple	≤ 53.5	122.5	124.5	135.5
(c)	 15 Axle AB-triple	≤ 44.0 - Classified by the NHVR as Type 1 when L ≤ 36.5m	102.5	104.5	113.0
(d)	 13 Axle Rigid Truck and 2 Dog Trailers	≤ 47.5 - Classified by the NHVR as Type 1 when L ≤ 36.5m	95.5	97.5	102.0
(e)	 17 Axle BAB-Quad	≤ 53.5	119.0	121.0	130.0
(f)	 18 Axle BAB-Quad	≤ 53.5	122.5	124.5	135.5
(g)	 17 Axle ABB-Quad	≤ 53.5	119.0	121.0	130.0
(h)	 18 Axle ABB-Quad	≤ 53.5	122.5	124.5	135.5